

What is changing in this blue sine model?

Which of the following is changing? {a, b, c, d}

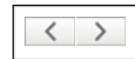
Explain the impact of the changing value being positive

Explain the impact of the changing value being negative

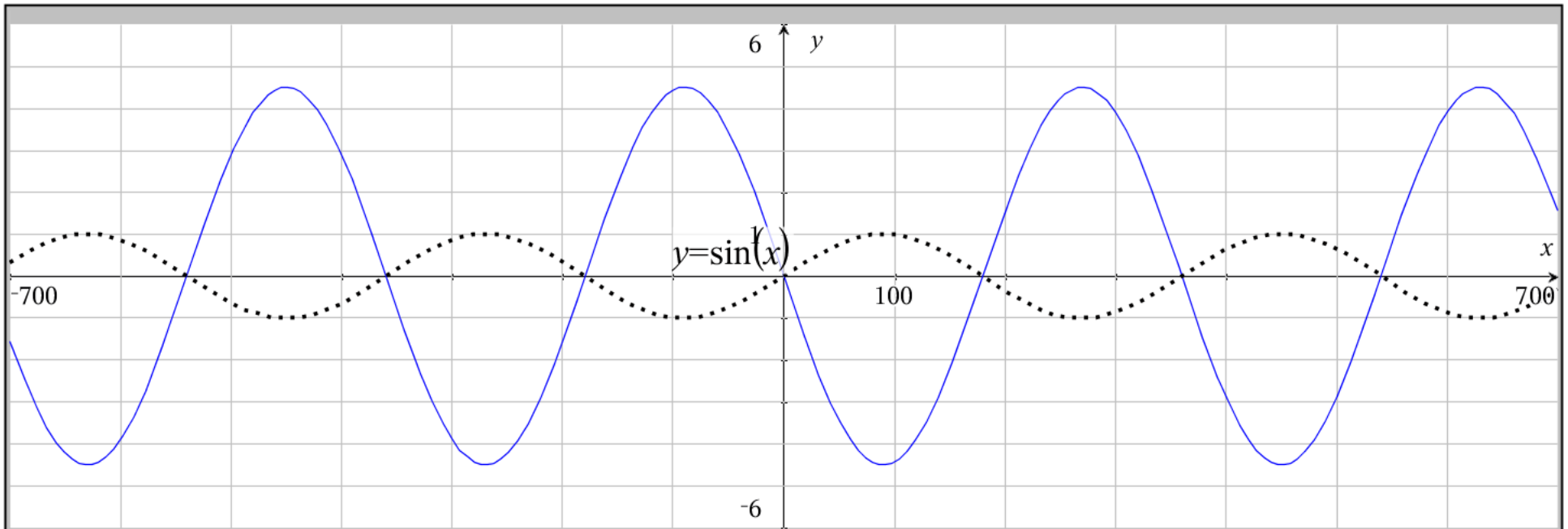
Explain the impact of the changing value being between -1 and 1

Explain the impact of the changing value being 1 or -1

Explain the impact of the changing value being > 1 or < -1



-5.



What is changing in this blue sine model?

Which of the following is changing? {a, b, c, d}

Explain the impact of the changing value being positive

Explain the impact of the changing value being negative

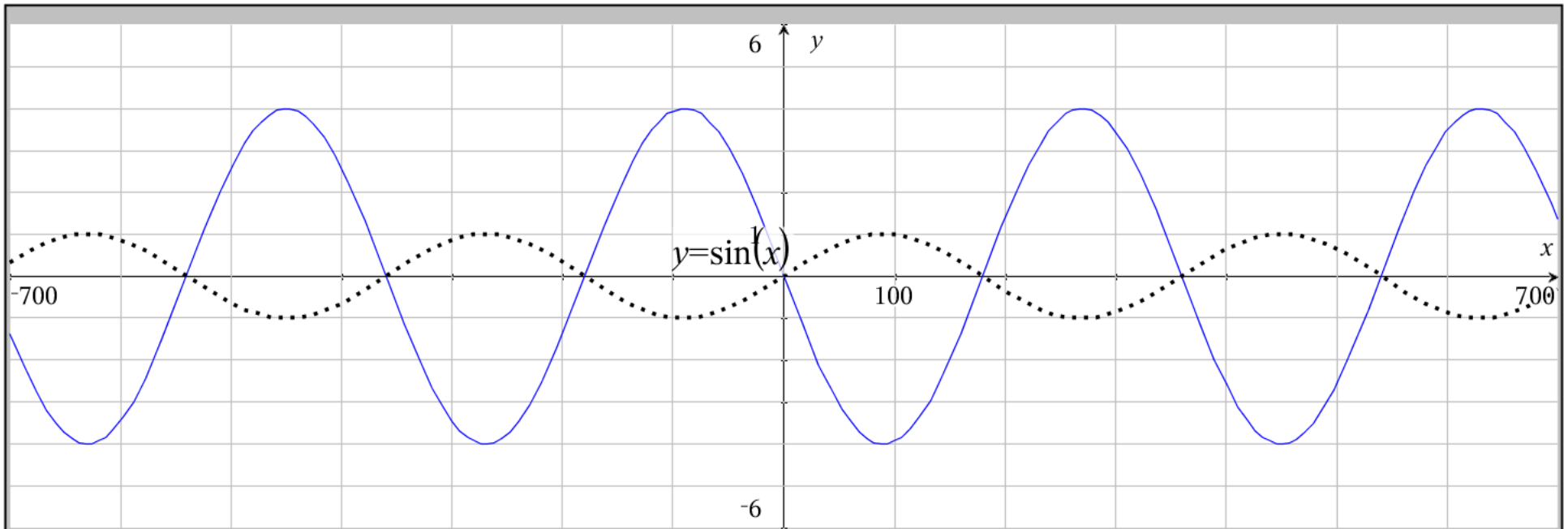
Explain the impact of the changing value being between -1 and 1

Explain the impact of the changing value being 1 or -1

Explain the impact of the changing value being > 1 or < -1



-4.5



What is changing in this blue sine model?

Which of the following is changing? {a, b, c, d}


Explain the impact of the changing value being positive

Explain the impact of the changing value being negative

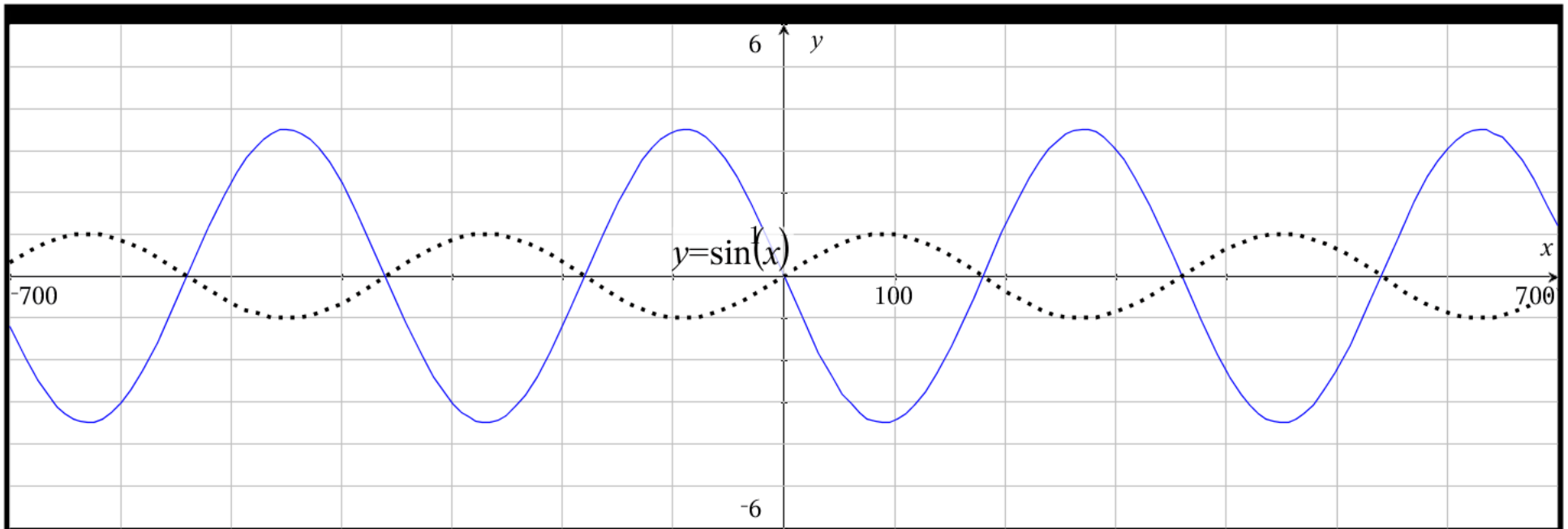
Explain the impact of the changing value being between -1 and 1

Explain the impact of the changing value being 1 or -1

Explain the impact of the changing value being > 1 or < -1



-4.



What is changing in this blue sine model?

Which of the following is changing? {a, b, c, d}


Explain the impact of the changing value being positive

Explain the impact of the changing value being negative

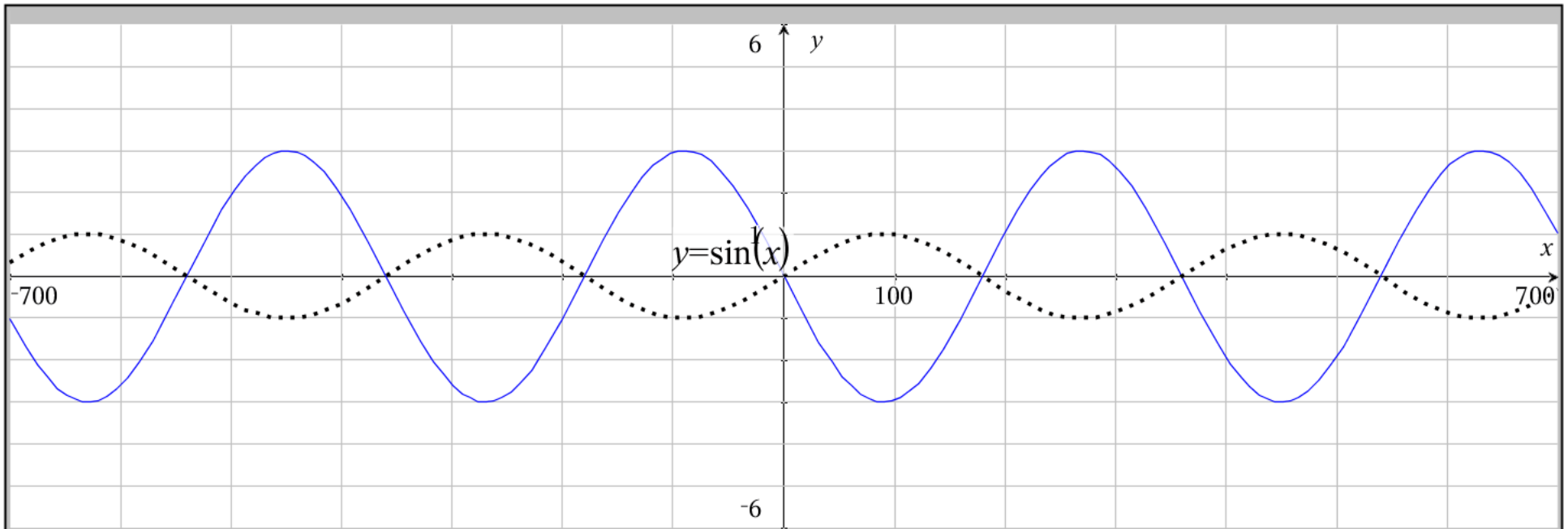
Explain the impact of the changing value being between -1 and 1

Explain the impact of the changing value being 1 or -1

Explain the impact of the changing value being > 1 or < -1



-3.5



What is changing in this blue sine model?

Which of the following is changing? {a, b, c, d}

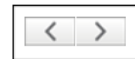
Explain the impact of the changing value being positive

Explain the impact of the changing value being negative

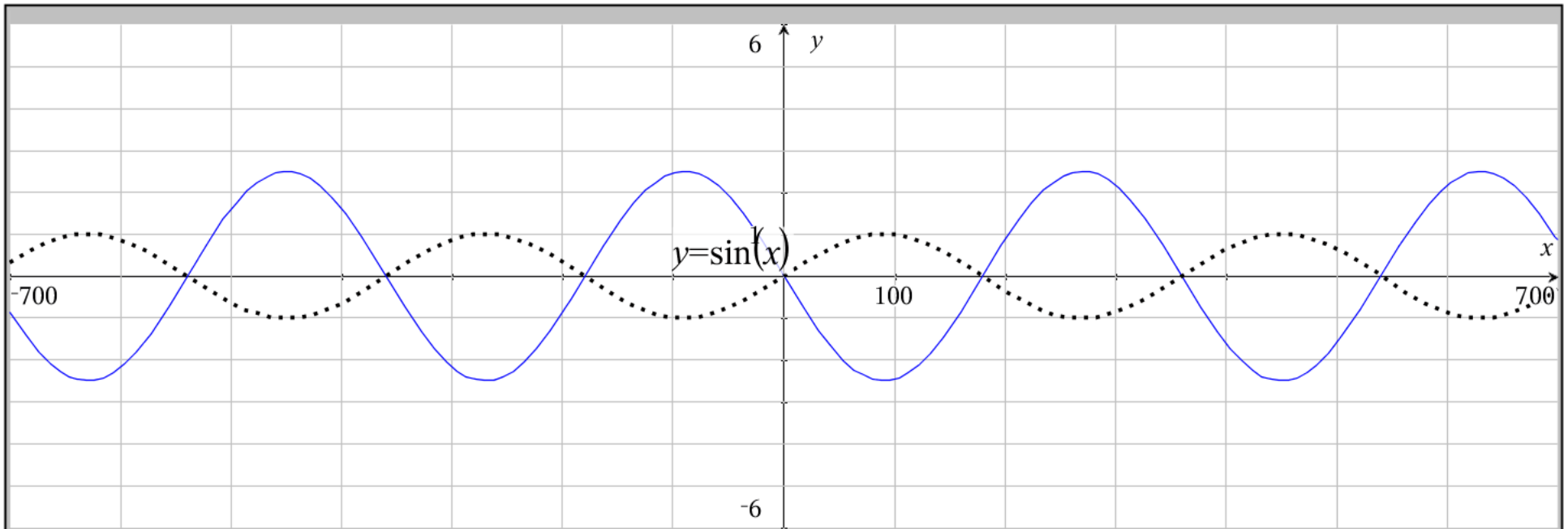
Explain the impact of the changing value being between -1 and 1

Explain the impact of the changing value being 1 or -1

Explain the impact of the changing value being > 1 or < -1



-3.



What is changing in this blue sine model?

Which of the following is changing? {a, b, c, d}

Explain the impact of the changing value being positive

Explain the impact of the changing value being negative

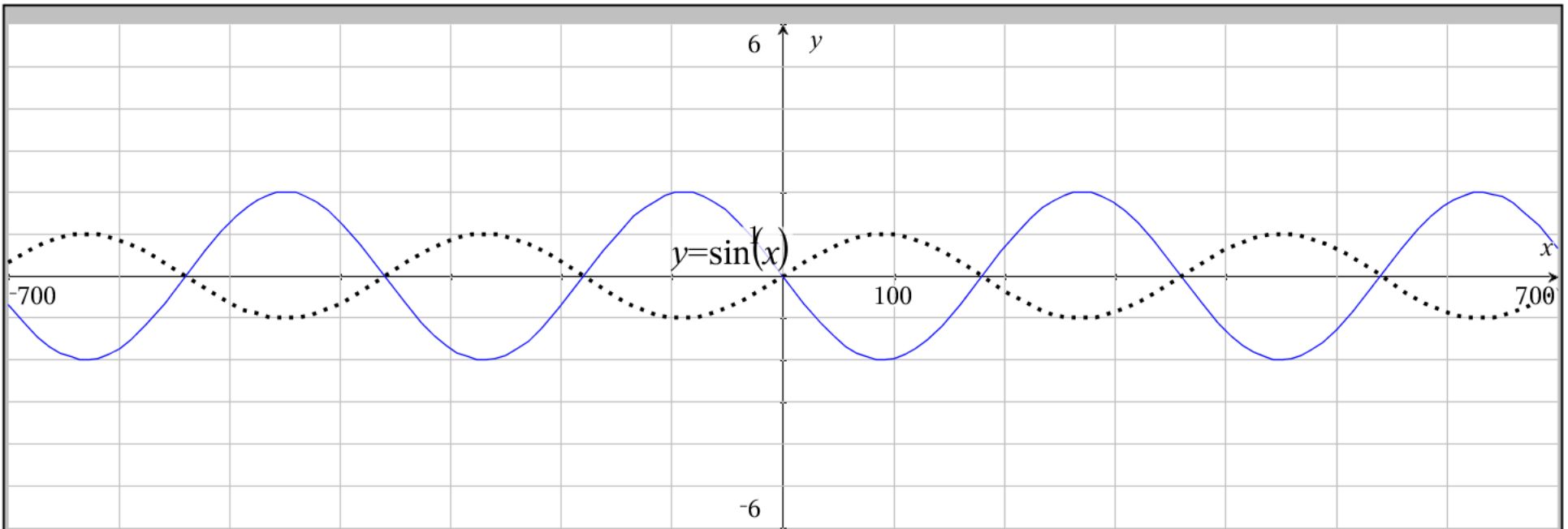
Explain the impact of the changing value being between -1 and 1

Explain the impact of the changing value being 1 or -1

Explain the impact of the changing value being > 1 or < -1



-2.5



What is changing in this blue sine model?

Which of the following is changing? {a, b, c, d}

Explain the impact of the changing value being positive

Explain the impact of the changing value being negative

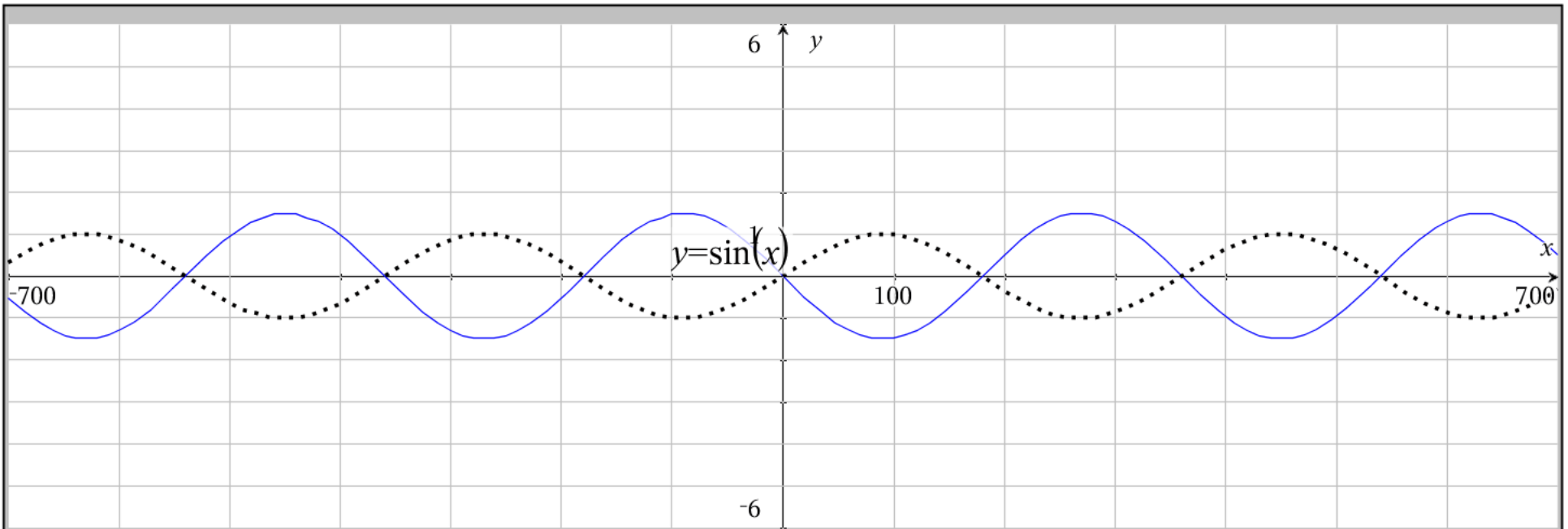
Explain the impact of the changing value being between -1 and 1

Explain the impact of the changing value being 1 or -1

Explain the impact of the changing value being > 1 or < -1



-2.



What is changing in this blue sine model?

Which of the following is changing? {a, b, c, d}

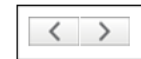
Explain the impact of the changing value being positive

Explain the impact of the changing value being negative

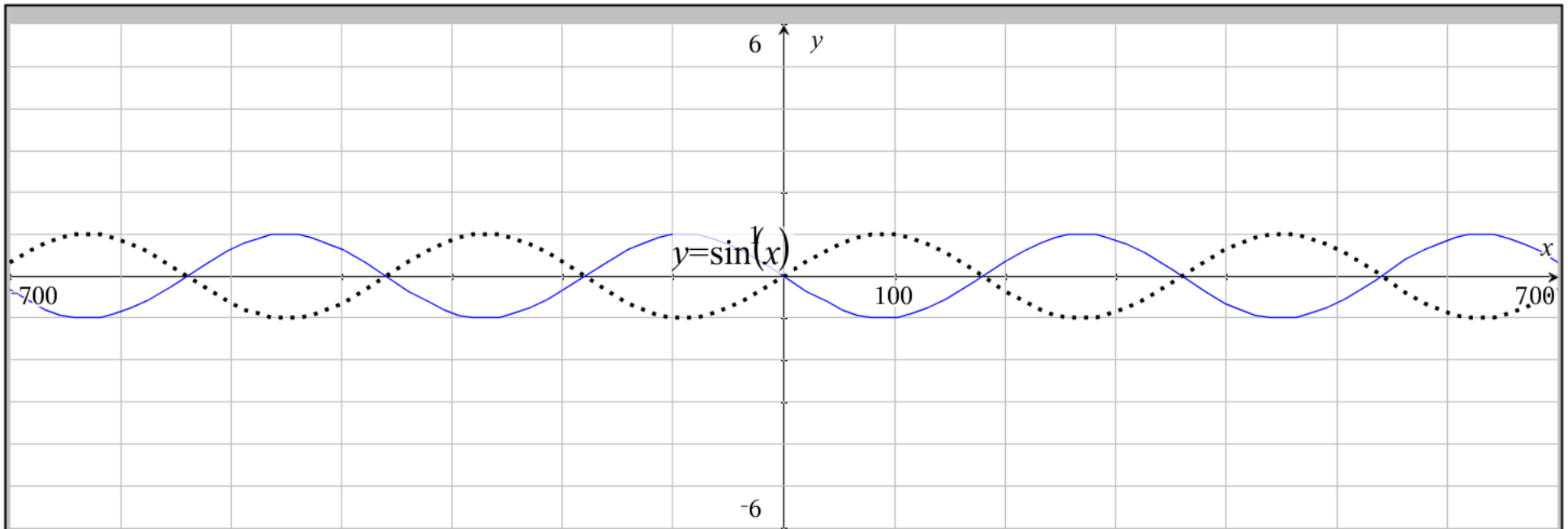
Explain the impact of the changing value being between -1 and 1

Explain the impact of the changing value being 1 or -1

Explain the impact of the changing value being > 1 or < -1



-1.5



What is changing in this blue sine model?

Which of the following is changing? {a, b, c, d}

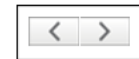
Explain the impact of the changing value being positive

Explain the impact of the changing value being negative

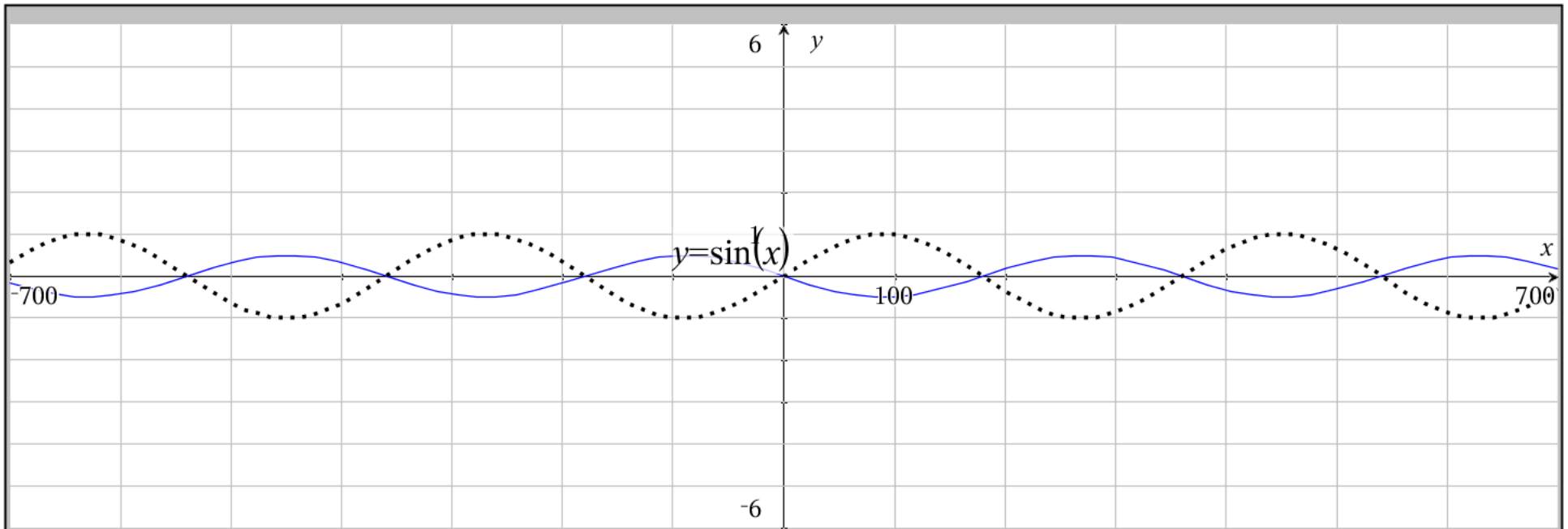
Explain the impact of the changing value being between -1 and 1

Explain the impact of the changing value being 1 or -1

Explain the impact of the changing value being > 1 or < -1



$-1.$



What is changing in this blue sine model?

Which of the following is changing? {a, b, c, d}


Explain the impact of the changing value being positive

Explain the impact of the changing value being negative

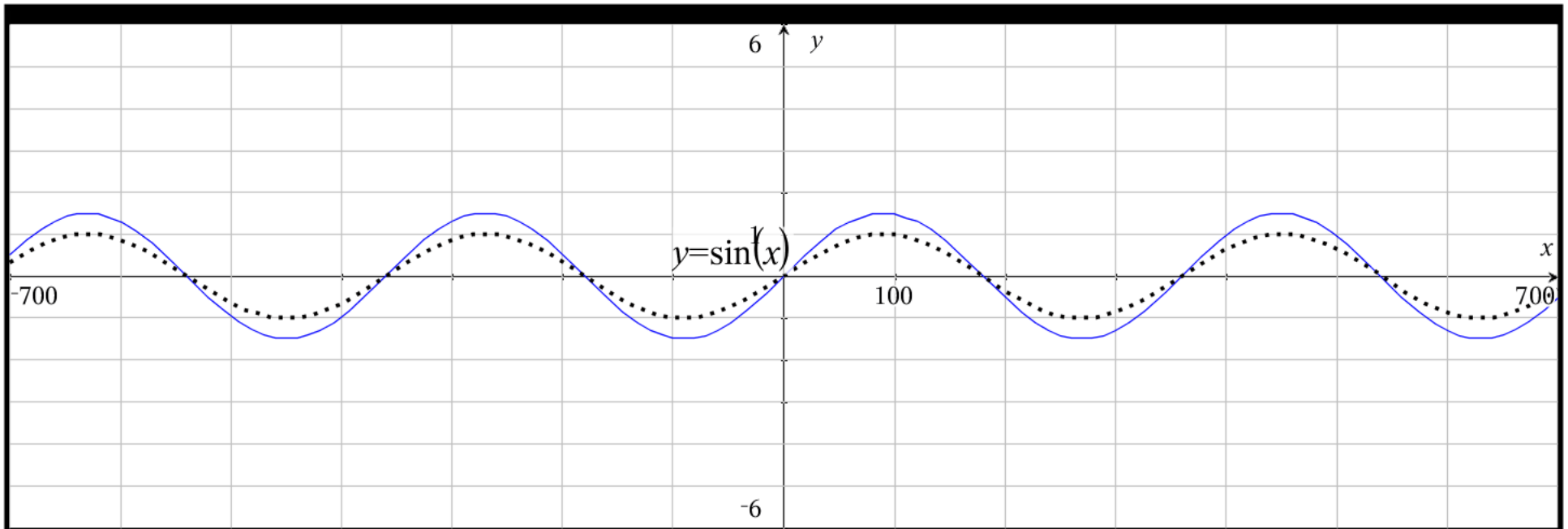
Explain the impact of the changing value being between -1 and 1

Explain the impact of the changing value being 1 or -1

Explain the impact of the changing value being > 1 or < -1



-0.5



What is changing in this blue sine model?

Which of the following is changing? {a, b, c, d}


Explain the impact of the changing value being positive

Explain the impact of the changing value being negative

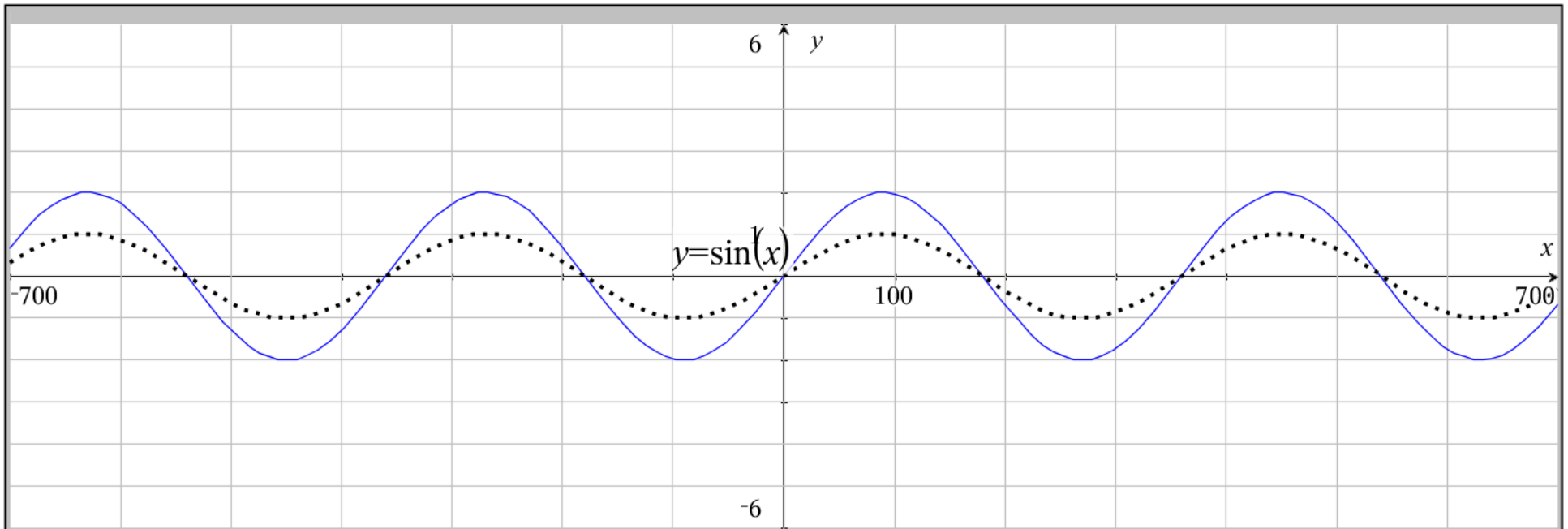
Explain the impact of the changing value being between -1 and 1

Explain the impact of the changing value being 1 or -1

Explain the impact of the changing value being > 1 or < -1



1.5



What is changing in this blue sine model?

Which of the following is changing? {a, b, c, d}


Explain the impact of the changing value being positive

Explain the impact of the changing value being negative

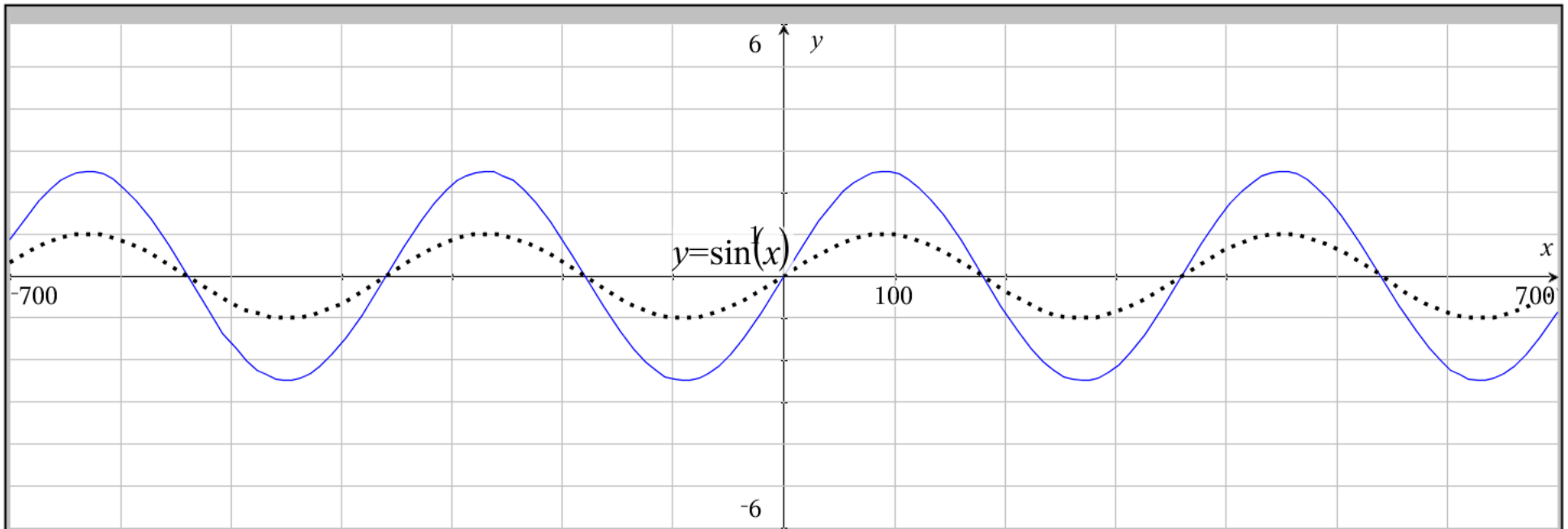
Explain the impact of the changing value being between -1 and 1

Explain the impact of the changing value being 1 or -1

Explain the impact of the changing value being > 1 or < -1



2.



What is changing in this blue sine model?

Which of the following is changing? {a, b, c, d}


Explain the impact of the changing value being positive

Explain the impact of the changing value being negative

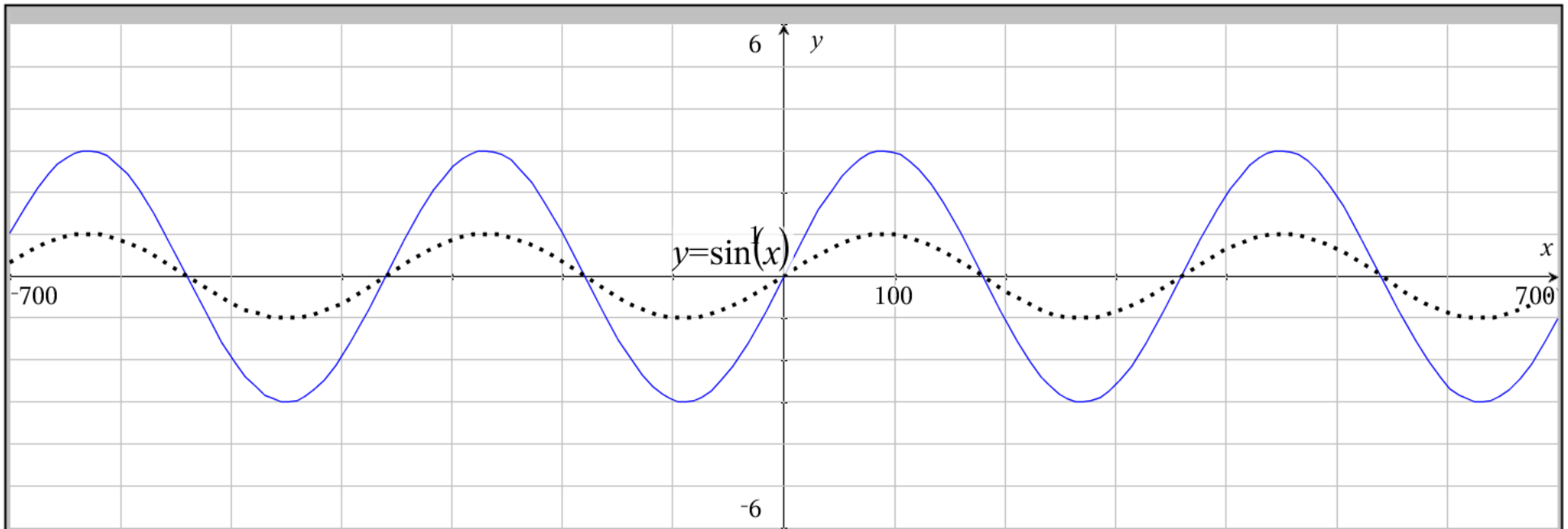
Explain the impact of the changing value being between -1 and 1

Explain the impact of the changing value being 1 or -1

Explain the impact of the changing value being > 1 or < -1



2.5



What is changing in this blue sine model?

Which of the following is changing? {a, b, c, d}

Explain the impact of the changing value being positive

Explain the impact of the changing value being negative

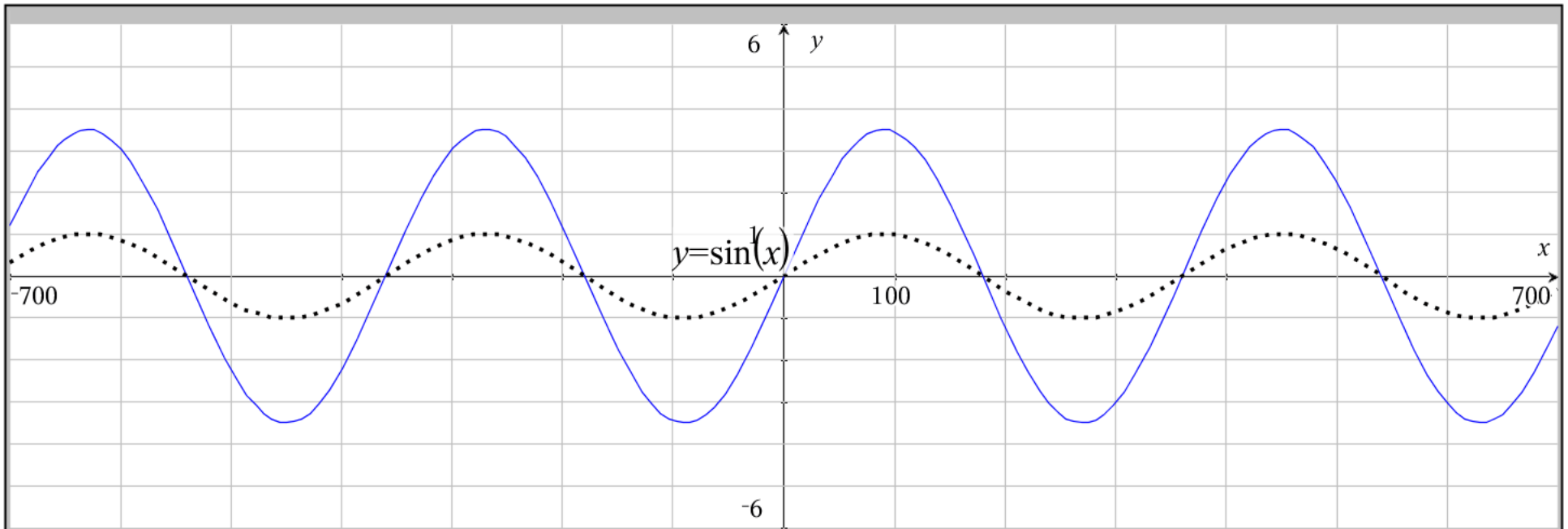
Explain the impact of the changing value being between -1 and 1

Explain the impact of the changing value being 1 or -1

Explain the impact of the changing value being > 1 or < -1



3.



What is changing in this blue sine model?

Which of the following is changing? {a, b, c, d}


Explain the impact of the changing value being positive

Explain the impact of the changing value being negative

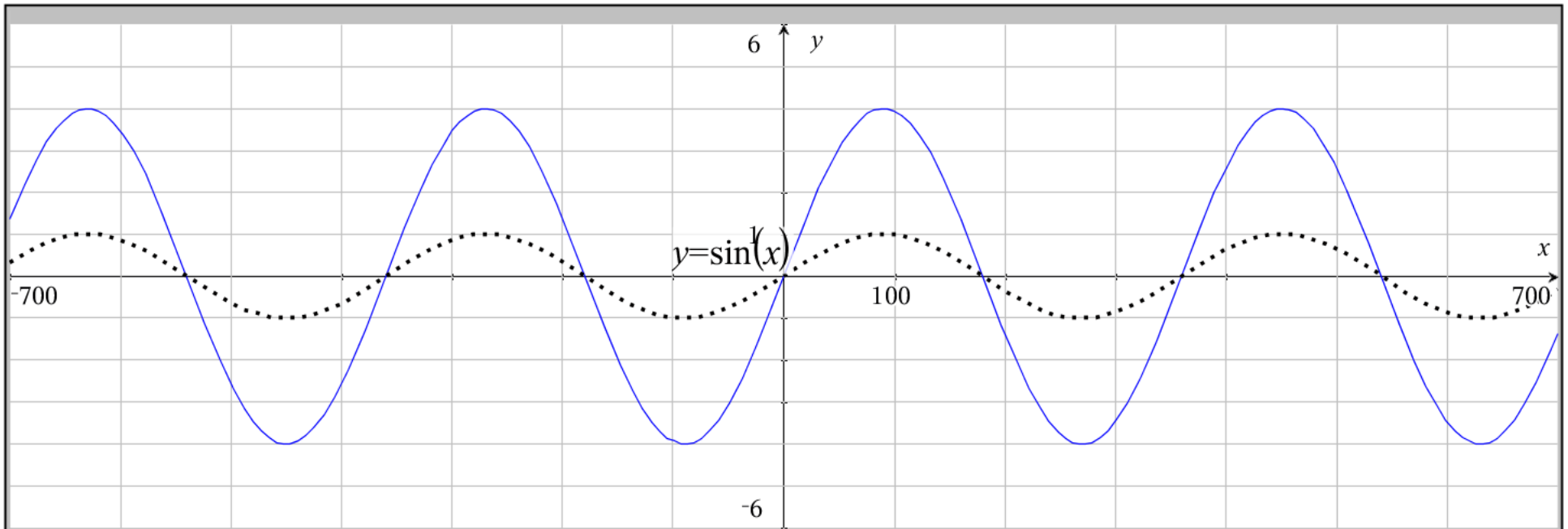
Explain the impact of the changing value being between -1 and 1

Explain the impact of the changing value being 1 or -1

Explain the impact of the changing value being > 1 or < -1



3.5



What is changing in this blue sine model?

Which of the following is changing? {a, b, c, d}

Explain the impact of the changing value being positive

Explain the impact of the changing value being negative

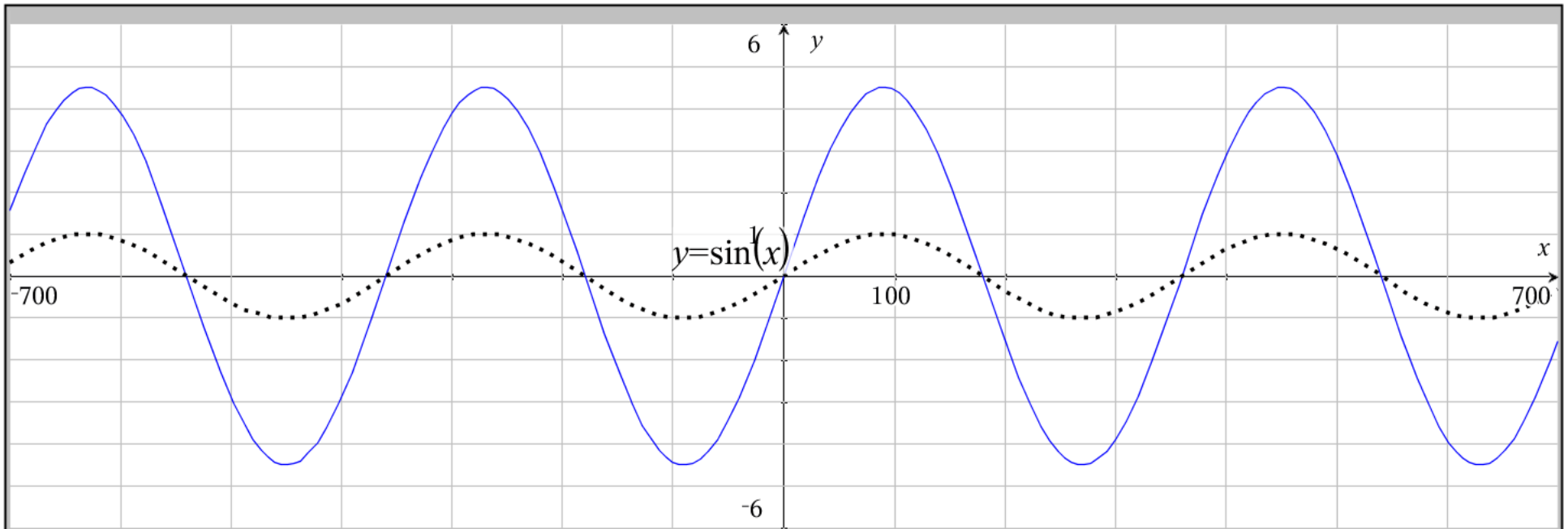
Explain the impact of the changing value being between -1 and 1

Explain the impact of the changing value being 1 or -1

Explain the impact of the changing value being > 1 or < -1



4.



What is changing in this blue sine model?

Which of the following is changing? {a, b, c, d}

Explain the impact of the changing value being positive

Explain the impact of the changing value being negative

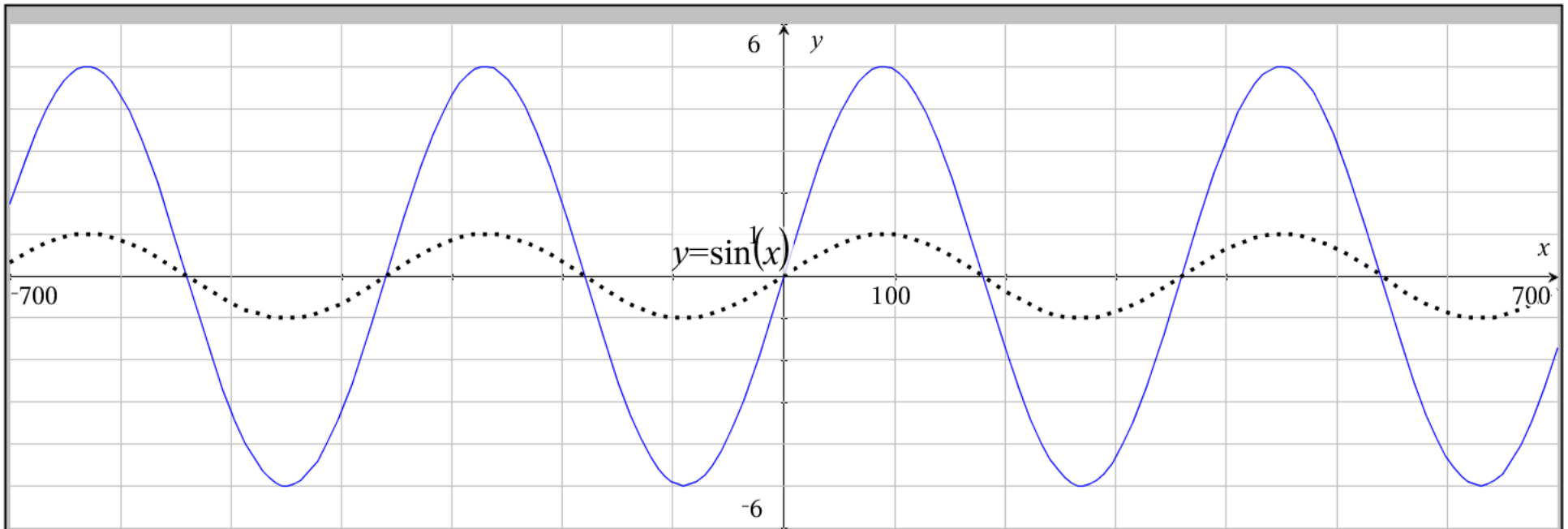
Explain the impact of the changing value being between -1 and 1

Explain the impact of the changing value being 1 or -1

Explain the impact of the changing value being > 1 or < -1



4.5



What is changing in this blue sine model?

Which of the following is changing? {a, b, c, d}


Explain the impact of the changing value being positive

Explain the impact of the changing value being negative

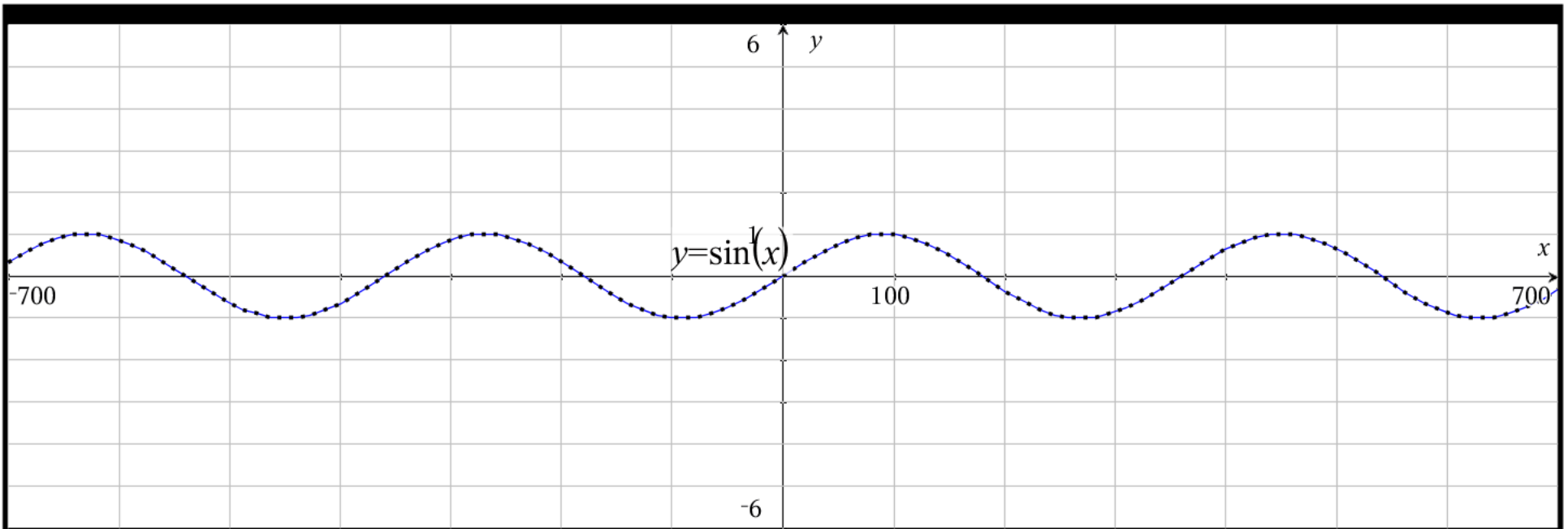
Explain the impact of the changing value being between -1 and 1

Explain the impact of the changing value being 1 or -1

Explain the impact of the changing value being > 1 or < -1



5.



What is changing in this blue sine model?

Which of the following is changing? {a, b, c, d}

Explain the impact of the changing value being positive

Explain the impact of the changing value being negative

Explain the impact of the changing value being between -1 and 1

Explain the impact of the changing value being 1 or -1

Explain the impact of the changing value being > 1 or < -1



1.