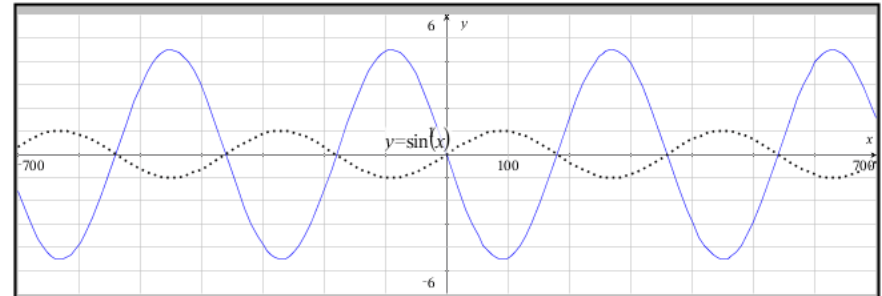


What is changing in this blue sine model?  
 Which of the following is changing? {a, b, c, d}  
 Explain the impact of the changing value being positive  
 Explain the impact of the changing value being negative  
 Explain the impact of the changing value being between -1 and 1  
 Explain the impact of the changing value being 1 or -1  
 Explain the impact of the changing value being > 1 or < -1



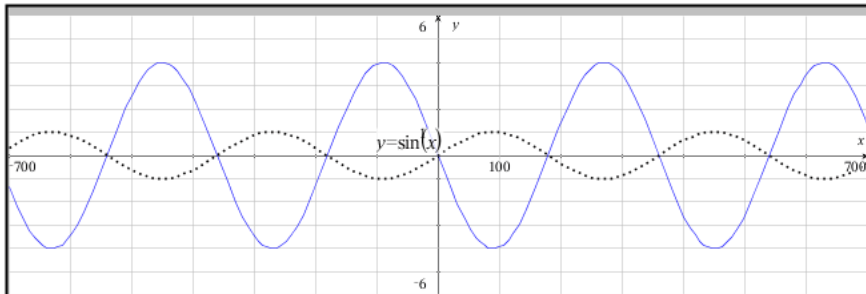
-5.



What is changing in this blue sine model?  
 Which of the following is changing? {a, b, c, d}  
 Explain the impact of the changing value being positive  
 Explain the impact of the changing value being negative  
 Explain the impact of the changing value being between -1 and 1  
 Explain the impact of the changing value being 1 or -1  
 Explain the impact of the changing value being > 1 or < -1



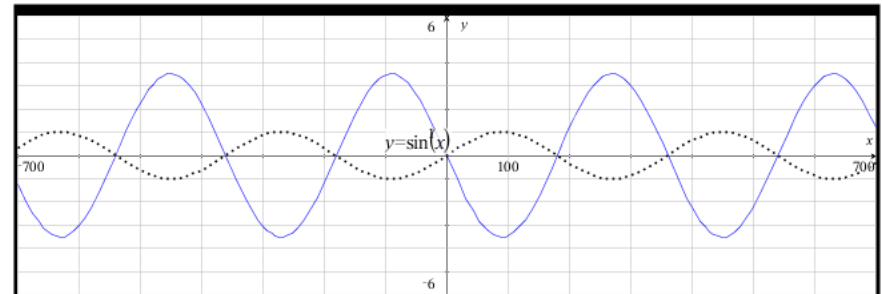
-4.5



What is changing in this blue sine model?  
 Which of the following is changing? {a, b, c, d}  
 Explain the impact of the changing value being positive  
 Explain the impact of the changing value being negative  
 Explain the impact of the changing value being between -1 and 1  
 Explain the impact of the changing value being 1 or -1  
 Explain the impact of the changing value being > 1 or < -1



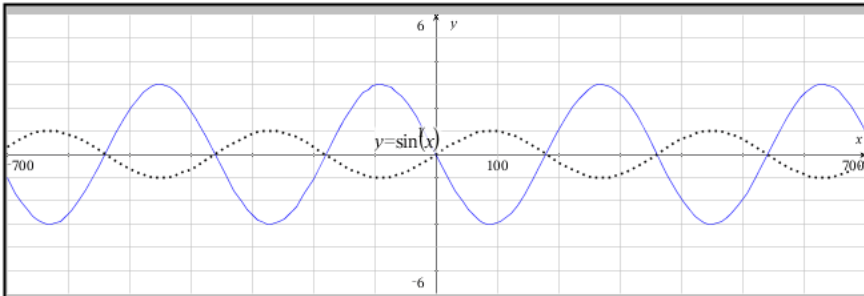
-4.



What is changing in this blue sine model?  
 Which of the following is changing? {a, b, c, d}  
 Explain the impact of the changing value being positive  
 Explain the impact of the changing value being negative  
 Explain the impact of the changing value being between -1 and 1  
 Explain the impact of the changing value being 1 or -1  
 Explain the impact of the changing value being > 1 or < -1



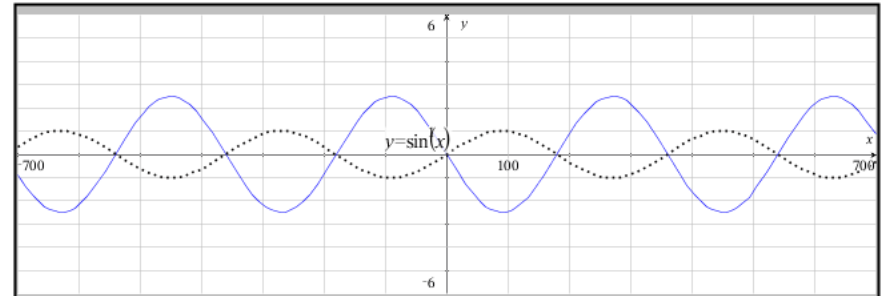
-3.5



What is changing in this blue sine model?  
 Which of the following is changing? {a, b, c, d}  
 Explain the impact of the changing value being positive  
 Explain the impact of the changing value being negative  
 Explain the impact of the changing value being between -1 and 1  
 Explain the impact of the changing value being 1 or -1  
 Explain the impact of the changing value being > 1 or < -1

< >

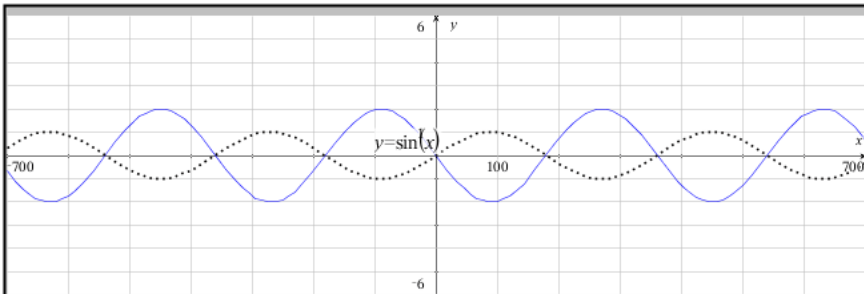
-3.



What is changing in this blue sine model?  
 Which of the following is changing? {a, b, c, d}  
 Explain the impact of the changing value being positive  
 Explain the impact of the changing value being negative  
 Explain the impact of the changing value being between -1 and 1  
 Explain the impact of the changing value being 1 or -1  
 Explain the impact of the changing value being > 1 or < -1

< >

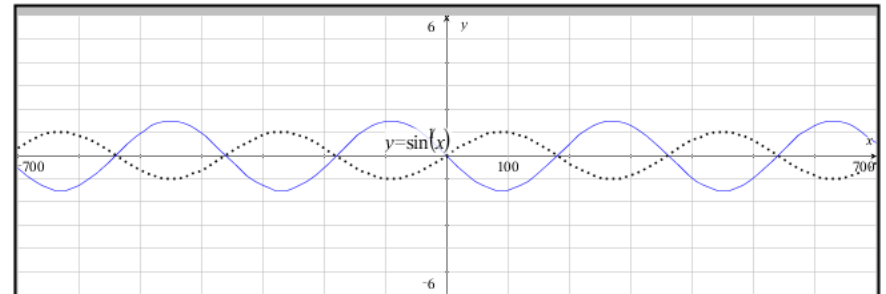
-2.5



What is changing in this blue sine model?  
 Which of the following is changing? {a, b, c, d}  
 Explain the impact of the changing value being positive  
 Explain the impact of the changing value being negative  
 Explain the impact of the changing value being between -1 and 1  
 Explain the impact of the changing value being 1 or -1  
 Explain the impact of the changing value being > 1 or < -1

< >

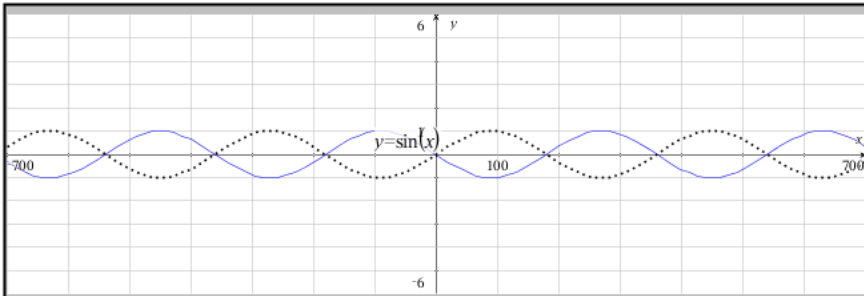
-2.



What is changing in this blue sine model?  
 Which of the following is changing? {a, b, c, d}  
 Explain the impact of the changing value being positive  
 Explain the impact of the changing value being negative  
 Explain the impact of the changing value being between -1 and 1  
 Explain the impact of the changing value being 1 or -1  
 Explain the impact of the changing value being > 1 or < -1

< >

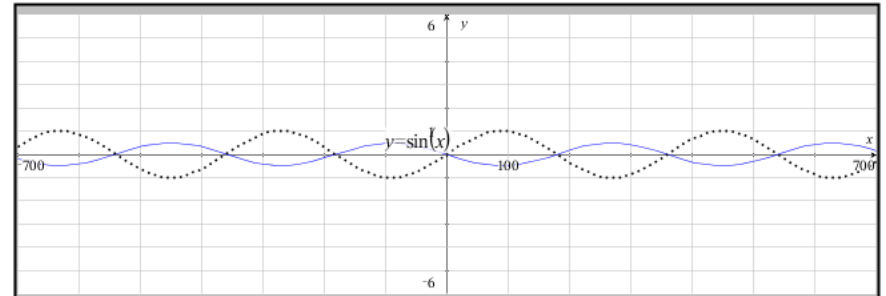
-1.5



What is changing in this blue sine model?  
 Which of the following is changing? {a, b, c, d}  
 Explain the impact of the changing value being positive  
 Explain the impact of the changing value being negative  
 Explain the impact of the changing value being between -1 and 1  
 Explain the impact of the changing value being 1 or -1  
 Explain the impact of the changing value being > 1 or < -1

< >

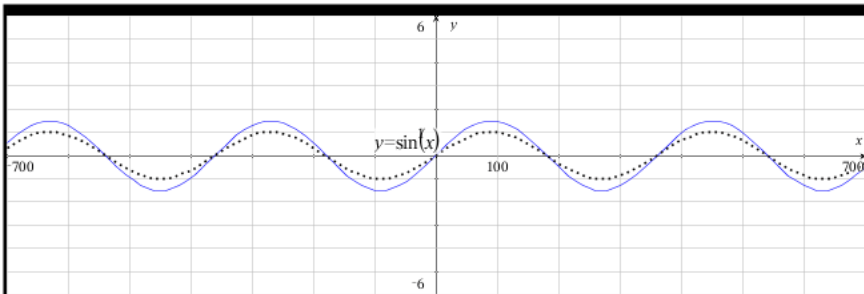
-1.



What is changing in this blue sine model?  
 Which of the following is changing? {a, b, c, d}  
 Explain the impact of the changing value being positive  
 Explain the impact of the changing value being negative  
 Explain the impact of the changing value being between -1 and 1  
 Explain the impact of the changing value being 1 or -1  
 Explain the impact of the changing value being > 1 or < -1

< >

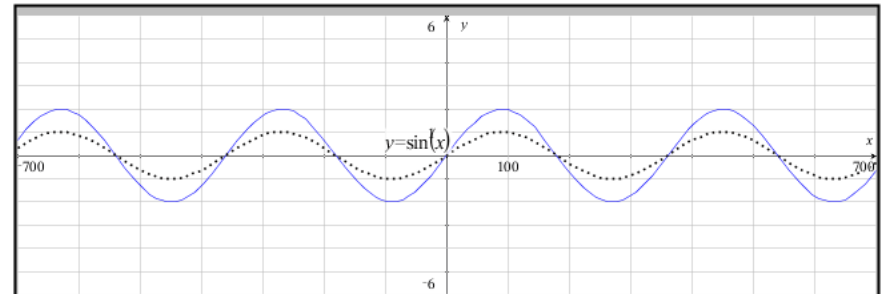
-0.5



What is changing in this blue sine model?  
 Which of the following is changing? {a, b, c, d}  
 Explain the impact of the changing value being positive  
 Explain the impact of the changing value being negative  
 Explain the impact of the changing value being between -1 and 1  
 Explain the impact of the changing value being 1 or -1  
 Explain the impact of the changing value being > 1 or < -1

< >

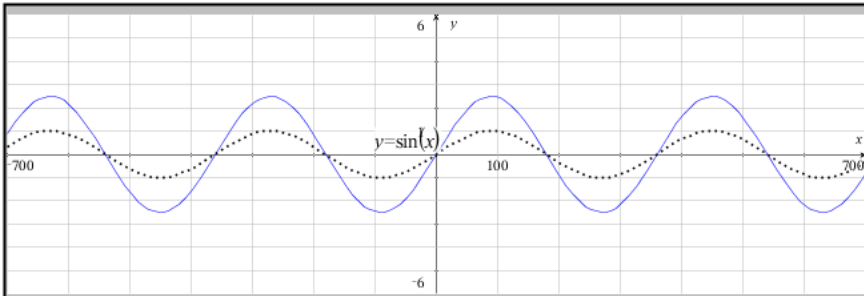
1.5



What is changing in this blue sine model?  
 Which of the following is changing? {a, b, c, d}  
 Explain the impact of the changing value being positive  
 Explain the impact of the changing value being negative  
 Explain the impact of the changing value being between -1 and 1  
 Explain the impact of the changing value being 1 or -1  
 Explain the impact of the changing value being > 1 or < -1

< >

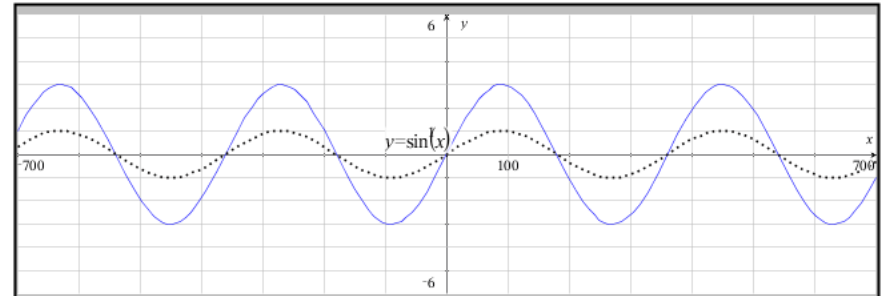
2.



What is changing in this blue sine model?  
 Which of the following is changing? {a, b, c, d}  
 Explain the impact of the changing value being positive  
 Explain the impact of the changing value being negative  
 Explain the impact of the changing value being between -1 and 1  
 Explain the impact of the changing value being 1 or -1  
 Explain the impact of the changing value being > 1 or < -1

< >

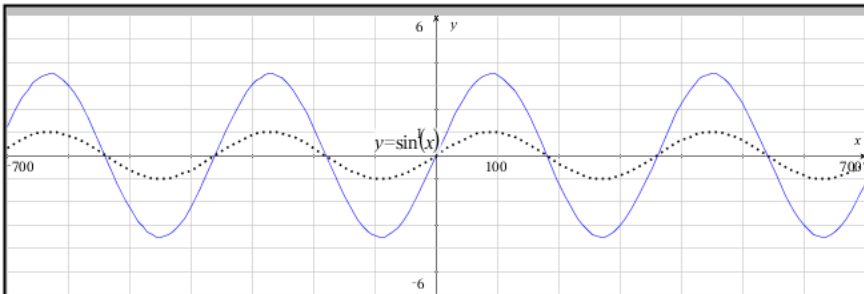
2.5



What is changing in this blue sine model?  
 Which of the following is changing? {a, b, c, d}  
 Explain the impact of the changing value being positive  
 Explain the impact of the changing value being negative  
 Explain the impact of the changing value being between -1 and 1  
 Explain the impact of the changing value being 1 or -1  
 Explain the impact of the changing value being > 1 or < -1

< >

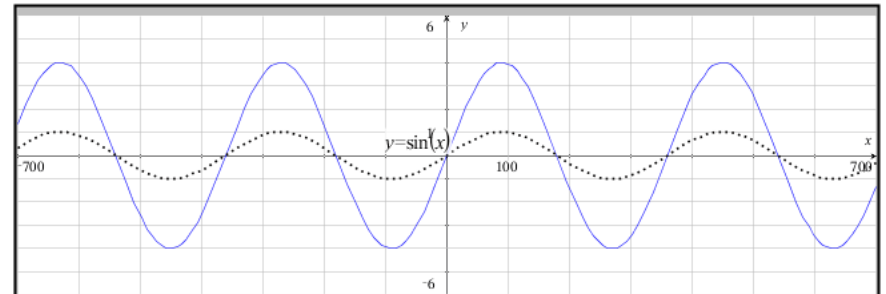
3.



What is changing in this blue sine model?  
 Which of the following is changing? {a, b, c, d}  
 Explain the impact of the changing value being positive  
 Explain the impact of the changing value being negative  
 Explain the impact of the changing value being between -1 and 1  
 Explain the impact of the changing value being 1 or -1  
 Explain the impact of the changing value being > 1 or < -1

< >

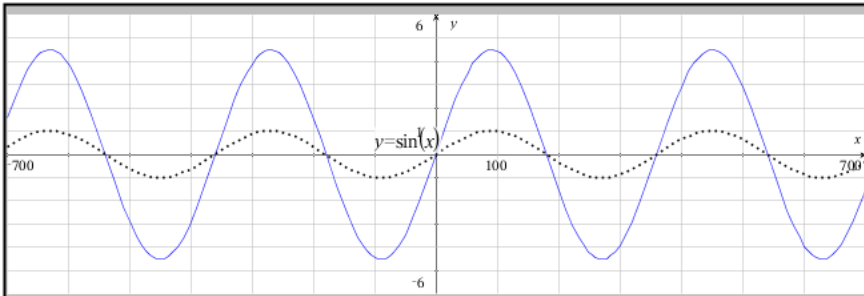
3.5



What is changing in this blue sine model?  
 Which of the following is changing? {a, b, c, d}  
 Explain the impact of the changing value being positive  
 Explain the impact of the changing value being negative  
 Explain the impact of the changing value being between -1 and 1  
 Explain the impact of the changing value being 1 or -1  
 Explain the impact of the changing value being > 1 or < -1

< >

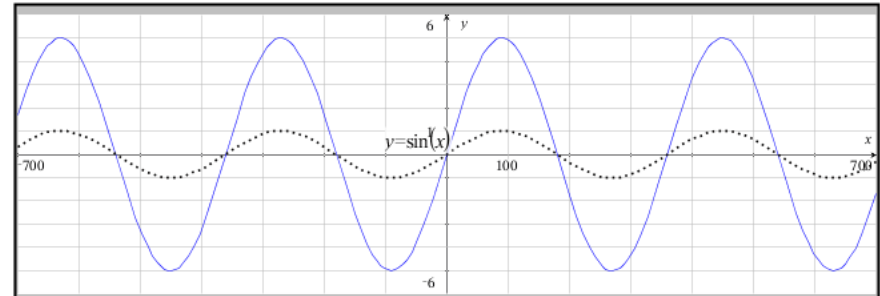
4.



What is changing in this blue sine model?  
 Which of the following is changing? {a, b, c, d}  
 Explain the impact of the changing value being positive  
 Explain the impact of the changing value being negative  
 Explain the impact of the changing value being between -1 and 1  
 Explain the impact of the changing value being 1 or -1  
 Explain the impact of the changing value being > 1 or < -1

< >

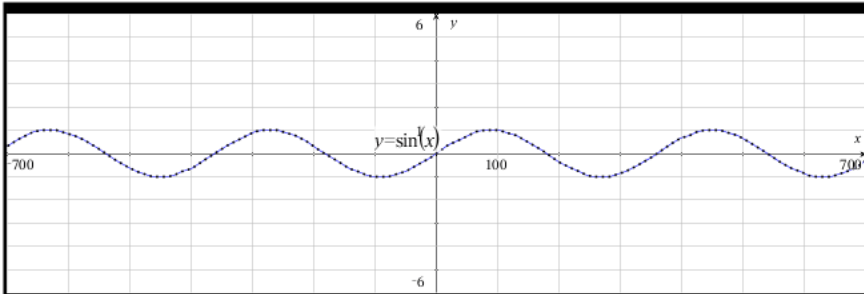
4.5



What is changing in this blue sine model?  
 Which of the following is changing? {a, b, c, d}  
 Explain the impact of the changing value being positive  
 Explain the impact of the changing value being negative  
 Explain the impact of the changing value being between -1 and 1  
 Explain the impact of the changing value being 1 or -1  
 Explain the impact of the changing value being > 1 or < -1

< >

5.



What is changing in this blue sine model?  
 Which of the following is changing? {a, b, c, d}  
 Explain the impact of the changing value being positive  
 Explain the impact of the changing value being negative  
 Explain the impact of the changing value being between -1 and 1  
 Explain the impact of the changing value being 1 or -1  
 Explain the impact of the changing value being > 1 or < -1

< >

1.